

Project No: **BDHRN002**Job Card No **0102**

Notif.No.: 10049024

Activity: **1000**

Rev No: 20000622

Model.: F900EX

Sheet 1 of 1

A/C Regn: **D-AHRN**

Serial No.: 096

Type: F900EX

Starting Phase: Routine

Starting Work Centre: FALCON A/C TEAM

Job Description: **LUB Ail Ctrl Surf Hinges**

ETOPS A/C: No

RVSM A/C: No

Warranty: -

ATA: 57

Check Type: 1A CHECK

Work Center	
FALCON A/C	

Zone: 500,600

Corrective Action

0001

Task carried out in accordance with the attached Customer Card that quotes the Operator code detailed below.

Accomplished

Inspected

Pers. No.

Date

Pers. No.

Date

Stamp

Stamp

Order: 80069240

Operation: 0010

Phase: Routine - scheduling activity

Work Center:FALCON A/C TEAM

Completed & Confirmed on SAP IAW MOE 2.13.

Defect Card Raised

Components Removed/Installed

	Part Number	Part Name	S/N	Location	Comm. Off/On
OFF					
ON					
OFF					
ON					
OFF					
ON					
OFF					
ON					

Occurance Report Raised? YES ☐

Operations Above & Notifications Completed IAW MOE 2.13.

OEM Code: 57-60-05-640-802

Operator Code: 57-60-05-640-802-01

Form No: JA-SAP-MTX-002

Printed by: ADAMOVIC G



Printed: 03.09.2012

13:34:17

Print No: 1

Project No: **BDHRN002**Job Card No **0171**

Notif.No.: 10049015

Activity: **1000**

Rev No: 20000622

Model.: F900EX

Sheet 1 of 1

A/C Regn: **D-AHRN**

Serial No.: 096

Type: F900EX

Starting Phase: Functions

Starting Work Centre: MTX AVIO DEPT

Job Description: **FNC Take-Off Safeties: Alarm Test**

ETOPS A/C: No

RVSM A/C: No

Warranty: -

ATA: 31


Check Type: 1A CHECK

Work Center	
MTX AVIO DEPT	

Zone: 200,500,600**Access Required for this task:**

512CB,612CB,PAX

Corrective Action

0001	Task carried out in accordance with the attached Customer Card that quotes the Operator code detailed below.					 Order: 80069263 Operation: 0010 Phase: Functions - scheduling activity Work Center: MTX AVIO DEPT
	Accomplished		Inspected			
	Pers. No.	Date	Pers. No.	Date		
	Stamp		Stamp			

Completed & Confirmed on SAP IAW MOE 2.13.


Defect Card Raised

Components Removed/Installed

	Part Number	Part Name	S/N	Location	Comm. Off/On
OFF					
ON					
OFF					
ON					
OFF					
ON					
OFF					
ON					

Occurance Report Raised? YES ☐

Operations Above & Notifications Completed IAW MOE 2.13.



OEM Code: 31-54-00-720-801

Operator Code: 31-54-00-720-801-01

Form No: JA-SAP-MTX-002

Printed by: ADAMOVIC G



Printed: 03.09.2012

13:34:17

Print No: 1

Operator: **HERON AVIATION**

Work Card No.: **31.030**

Serial No.: **096**

Model: **FALCON 900EX**

PKG # 2 2A INSPECTION

Reg No.: **D-AHRN**

Workorder No.: _____

	Date	A/C HRS	AFL	APH			
Due At	25-NOV-2012	4410:47					
Accomplished							

TECHNICIAN SIGNATURE: _____ KIND OF CERTIFICATE & NO.: _____

INSPECTED BY: _____ KIND OF CERTIFICATE & NO.: _____

TECH	INSP	LABOR-HRS HRS.MINS
------	------	-----------------------

**>31-54-00-720-801- FUNCTIONAL TEST OF THE TAKE-OFF SAFETIES: ALARM TEST
01**

REMARKS : _____

AMM 31-54-00-720-801

FALCON 900EX AIRCRAFT MAINTENANCE MANUAL

TASK 31-54-00-720-801

FUNCTIONAL TEST OF THE TAKE-OFF SAFETIES: ALARM TEST

1. OVERVIEW OF THE JOB

Operation code: 31-54-00-720-801-01

NOTE: The A/C must be on its wheels (WOW configuration) and chocked.

2. LOGISTICS

A. References

Reference

• [24-00-00-860-801](#)

Designation

ENERGIZATION / DE-ENERGIZATION OF THE AIRCRAFT

B. Energy

• ELECTRICAL

C. Access

Reference

• [PAX](#)

Designation

PASSENGER DOOR

3. PRELIMINARY STEPS

Refer to [fig. 1](#)

- A. Connect the electrical ground power unit (Refer to [TASK 24-00-00-860-801](#), paragraph "Connection of the Electrical Ground Power Unit").
- B. On slats/flaps control box ([2CG](#)), make sure that the control lever is set to "CLEAN".

4. ALARM TEST

Refer to [fig. 1](#)

- A. Energize the aircraft systems (Refer to [TASK 24-00-00-860-801](#), paragraph "Energization with the Electrical Ground Power Unit").
- B. On TCU ([500EC](#)), set Engine 1 throttle lever ([L500EC](#)) to the FULL POWER position (greater than 84° FCU).
- C. Check the presence of the following warnings:
 - the "NO TAKE OFF" warning voice is triggered,
 - on warning panel ([2WW](#)), the red "T/O CONFIG" light ([2WW49](#)) is illuminated,
 - the white "SLATS" message is displayed on EID ([62FV](#)).
- D. On TCU ([500EC](#)), set Engine 1 throttle lever ([L500EC](#)) to the IDLE position.
- E. Make sure that there is no "TAKE OFF" warning in this configuration:

FALCON 900EX AIRCRAFT MAINTENANCE MANUAL

- on warning panel (**2WW**), the red "T/O CONFIG" light (**2WW49**) is extinguished,
- the "NO TAKE OFF" warning voice is not heard.
- the white "SLATS" message is not displayed on EID (**62FV**).

5. FINAL STEPS

Refer to **fig. 1**

- A. De-energize the aircraft systems (Refer to **TASK 24-00-00-860-801**, paragraph "De-energization with the Electrical Ground Power Unit").
- B. Disconnect the electrical ground power unit (Refer to **TASK 24-00-00-860-801**, paragraph "Disconnection of the Electrical Ground Power Unit").

FALCON 900EX AIRCRAFT MAINTENANCE MANUAL

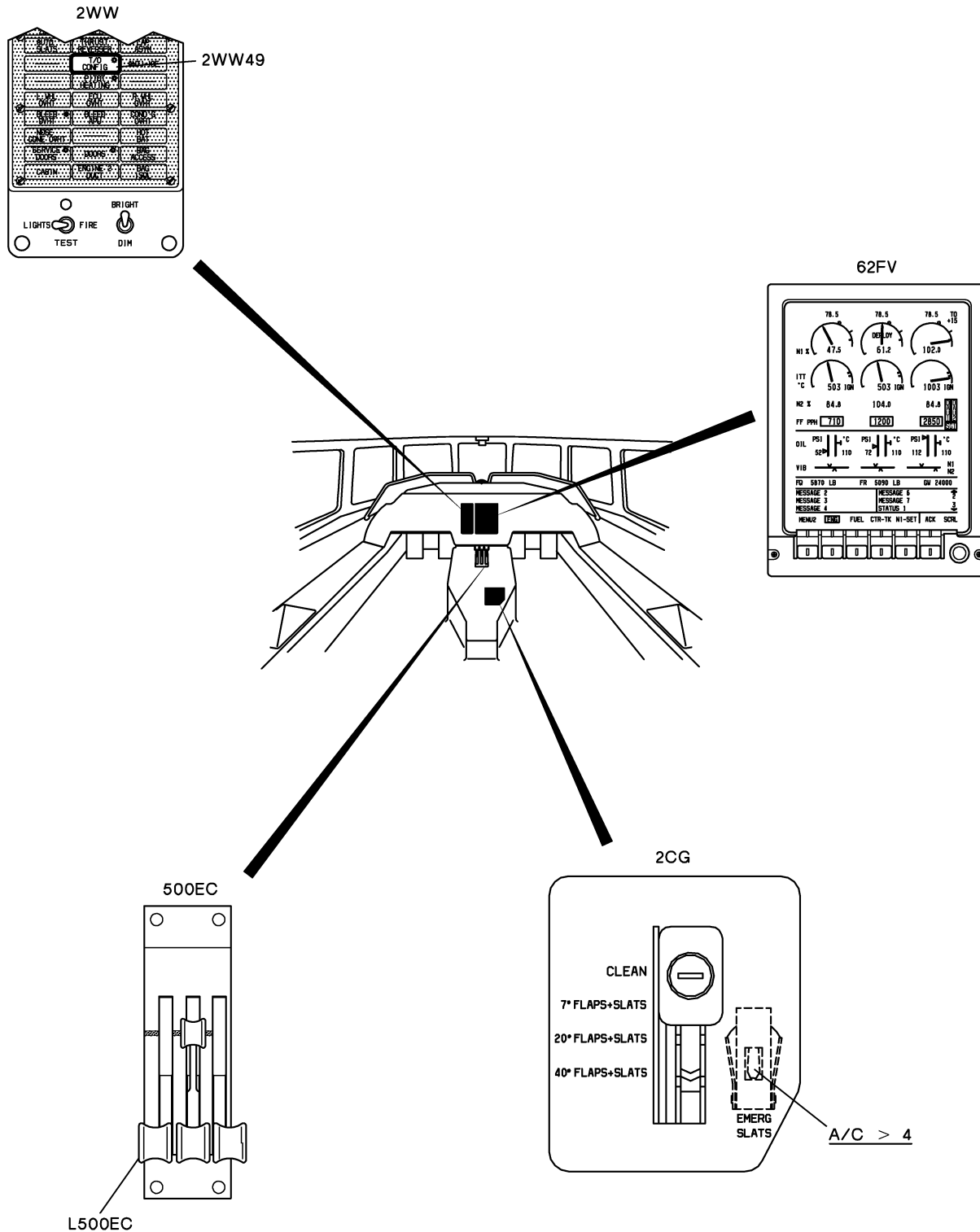


Figure 1: Location of Cockpit Controls and Indications