

Project No: **BDHRN002**Job Card No **0119**

Notif.No.: 10049063

Activity: **1002**

Rev No: 20000622

Model.: F900EX

Sheet 1 of 1

A/C Regn: **D-AHRN**

Serial No.: 096

Type: F900EX

Starting Phase: Routine

Starting Work Centre: MTX AVIO DEPT

Job Description: **CHK Tot Press Prb Drain Holes**

ETOPS A/C: No

RVSM A/C: No

Warranty: -

ATA: 34

Check Type: 1A+ Inspection

Work Center	
MTX AVIO DEPT	

Zone: 200

Corrective Action

0001	Task carried out in accordance with the attached Customer Card that quotes the Operator code detailed below.					 Order: 80069208 Operation: 0010 Phase: Routine - scheduling activity Work Center: MTX AVIO DEPT
	Accomplished		Inspected			
	Pers. No.	Date	Pers. No.	Date		
	Stamp		Stamp			

Completed & Confirmed on SAP IAW MOE 2.13.


Defect Card Raised

Components Removed/Installed

	Part Number	Part Name	S/N	Location	Comm. Off/On
OFF					
ON					
OFF					
ON					
OFF					
ON					
OFF					
ON					

Occurance Report Raised? YES ☐

Operations Above & Notifications Completed IAW MOE 2.13.



OEM Code: 34-11-01-200-801

Operator Code: 34-11-01-200-801-02

Form No: JA-SAP-MTX-002

Printed by: ADAMOVIC G



Printed: 03.09.2012

13:34:17

Print No: 1

Operator: **HERON AVIATION**

Work Card No.: **34.550**

Serial No.: **096**

Model: **FALCON 900EX**

PKG # 12 2A+ INSPECTION

Reg No.: **D-AHRN**

Workorder No.: _____

	Date	A/C HRS	AFL	APH			
Due At	25-NOV-2012						
Accomplished							

TECHNICIAN SIGNATURE: _____ KIND OF CERTIFICATE & NO.: _____

INSPECTED BY: _____ KIND OF CERTIFICATE & NO.: _____

TECH	INSP	LABOR-HRS HRS.MINS
------	------	-----------------------

**>34-11-01-200-801- CHECK OF THE RIGHT TOTAL PRESSURE PROBE DRAIN
02 HOLES FOR CLOGGING**

REMARKS : _____

AMM 34-11-01-200-801 NOTE: ALSO TO BE ACCOMPLISHED AFTER FLYING THROUGH SAN OR VOLCANIC ASH.

FALCON 900EX AIRCRAFT MAINTENANCE MANUAL

TASK 34-11-01-200-801

CHECK OF THE TOTAL PRESSURE PROBE DRAIN HOLES FOR CLOGGING

1. OVERVIEW OF THE JOB

Operation codes:

- 34-11-01-200-801-01 LH total pressure probe (**L4FL**)
- 34-11-01-200-801-02 RH total pressure probe (**R4FL**)
- 34-11-01-200-801-03 stand-by total pressure probe (**24FL**)

2. LOGISTICS

A. Tools and Ground Support Equipment

Reference	Designation	Quantity
• DFS33790-22	PITOT PROBES DRAIN HOLES CLEANING TOOL	

3. PRELIMINARY STEPS

- A. Get access to LH total pressure probe (**L4FL**)/(**R4FL**)/(**24FL**).
- B. Remove the protective cover.

4. CHECK

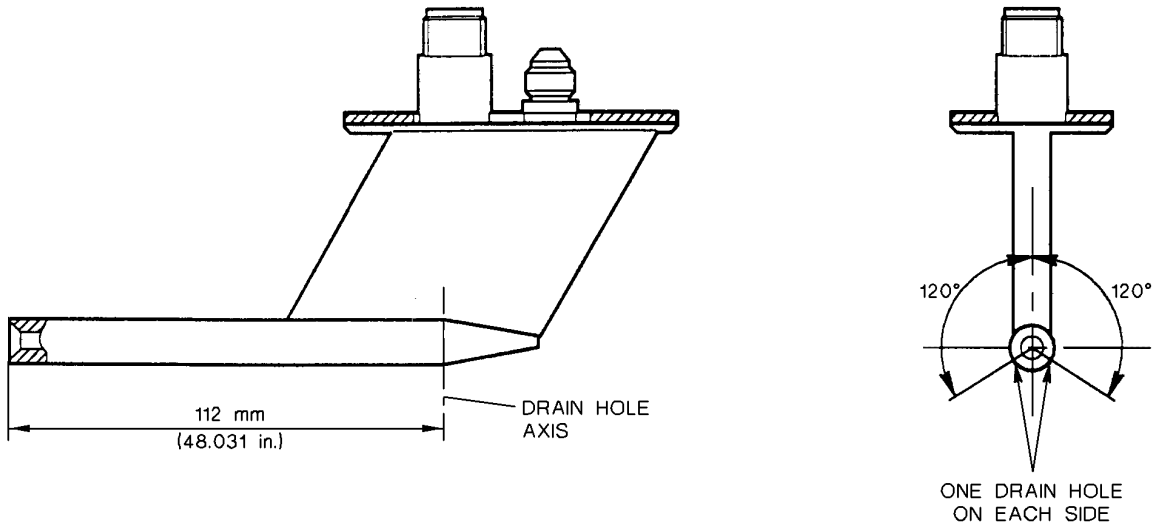
Refer to **fig. 1**

- A. Engage the cleaning tool in each of the two drain holes located 120° apart on the rear part of the probe tube.
- B. Check that the two holes are completely clear.

5. FINAL STEPS

- A. Install the probe protective cover.

FALCON 900EX AIRCRAFT MAINTENANCE MANUAL



TOOL
DFS333790-22



DETAIL A

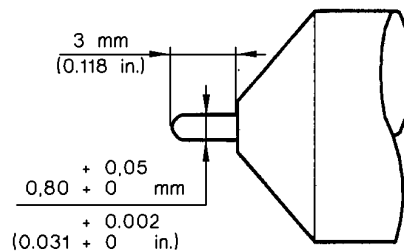


Figure 1: Check of Drain Holes